

# 10 TOP TIPS FOR MEMORISING VOCABULARY

Learning a language can be a daunting task, particularly with so many new words to remember! However, there are lots of tips and tricks that can help to make vocabulary stick.

Here are 10 top tips for memorising vocabulary...

## 1. WATCH FILMS

Yes, really! Watching films is a fun way to learn a language. By simply watching a film in the language you are learning, writing down any words that are unfamiliar, and then looking up the meaning afterwards, you'll not only be broadening your vocabulary but it's also more likely to stick in your memory.



## 2. SING

Singing is a great way to learn vocabulary. Try singing new words that you've learnt to a familiar tune, or find songs in the language you are studying that are easy to sing along to and contain a few new words that you can learn. If you're not keen on singing, try listening to music. You'll find lots of songs in French, Spanish, German or Italian on Spotify or iTunes.




## 3. CREATE PICTURES IN YOUR MIND

Visualisation is a powerful memory tool that can really help to make new words stick. Create a specific image in your mind to fit every word, which you can recall whenever you need to remember the meaning.



## 4. USE FLASHCARDS

This is a great way to learn new words. You can play games, such as memory games, mixing and matching, or combining words to create sentences to help make the words stick. Don't forget, there are lots of free flashcard apps now available for mobile and tablet!



## 5. TALK TO YOURSELF!

Having a mock conversation with yourself is a great way to practice new vocabulary. It can help to keep new words and phrases fresh in your mind and helps to build your confidence when you are holding conversations in the target language.




## 6. LISTEN

Listening to as much of the spoken language as possible can help you to learn new words more quickly. The more you expose yourself to it, the more familiar it becomes and the easier it is to remember.




## 7. LIST NEW WORDS

Make a list of new vocabulary and revisit the list at regular intervals over the next week. This process of repetition will help you transfer the knowledge to your long-term memory.



## 8. STICKY NOTES

Integrate new words into your environment. Write new vocabulary on sticky notes or pieces of paper and stick these in places around the house and in your bedroom so that you see the words often throughout the day. Draw a picture next to the word or write a short definition if you're struggling to remember it.



## 9. CREATE WORD ASSOCIATIONS

The more peculiar your word associations, the better! If a new word resembles a word in your native tongue, create an association between the native word and the new word.

For example, to remember the French word 'chat', meaning cat, you might create a story in your mind about having a 'chat' with your pet 'cat' to help you remember.



## 10. PRACTISE, PRACTISE, PRACTISE!

Practise speaking in the language that you are learning whenever you get the opportunity to! Make a conscious effort to use as many new words as possible and you will soon find that the new vocabulary is starting to stick.

